



Independent Council for
Road Safety International

International Symposium

Road Safety Around the World: Future Concerns

19 March 2018

**The future of road safety in Europe: challenges and
opportunities**

Antonio Avenoso



Acknowledgement

ICoRSI has received support from:

Institutional donors: Tata Education & Development Trust, Mawana Sugars, University of Chicago Center in Paris, Veolia

Recommended citation

Avenoso, A. (2018) The future of road safety in Europe: challenges and Opportunities. Presentation at ICoRSI International Symposium *Road Safety Around the World: Future Concerns*, 19 March 2018, Paris. Independent Council for Road Safety International, www.icorsi.org/icorsi-pblications.

Declaration

The presentations included in this volume were prepared for discussion at the ICoRSI International Symposium *Road Safety Around the World: Future Concerns*, 19 March 2018, Paris. The papers may be published subsequently in a different form.

Contents may be reproduced with attribution to authors.

THE FUTURE OF ROAD SAFETY IN EUROPE: CHALLENGES AND OPPORTUNITIES

19 March 2018

ICoRSI, Paris

Antonio Avenoso

Executive Director



European Transport Safety Council



ETSC NETWORK





Road Safety Performance
Index (PIN)

Ranking EU countries'
performances

Monitoring EU transport
safety policy



SAFE & SOBER

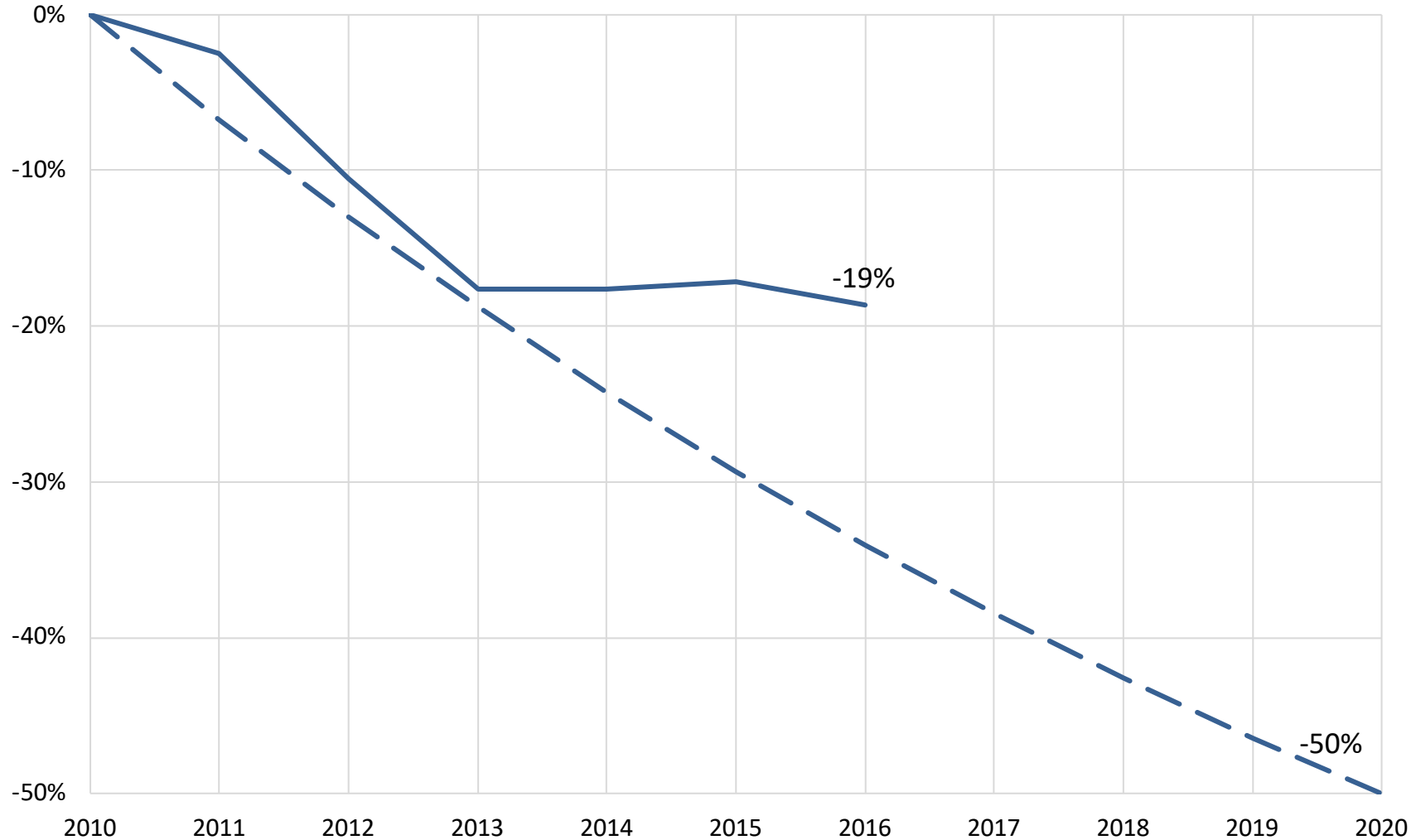


DRUG DRIVING

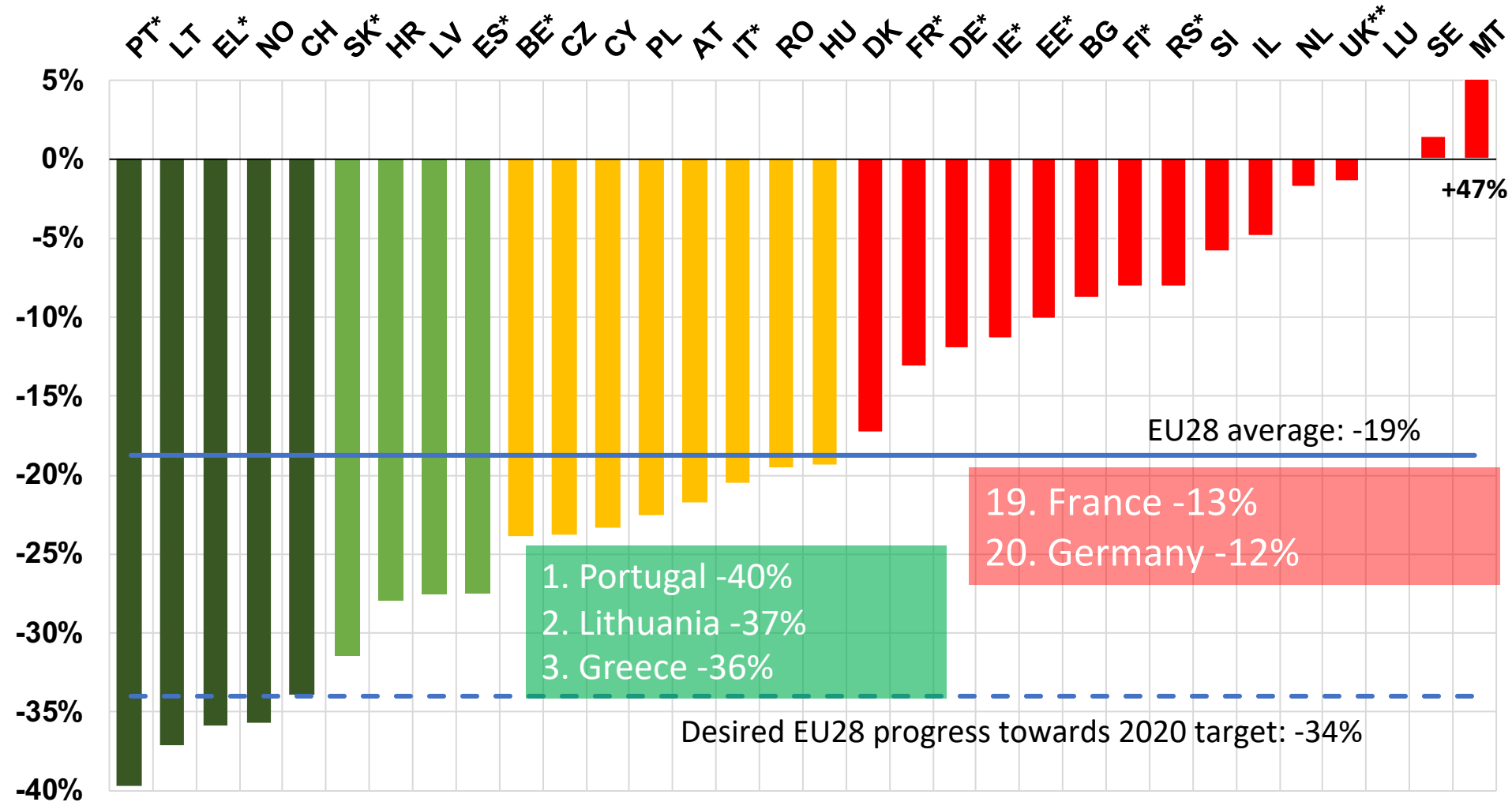
25,684

people died in road
traffic in the EU in
2016

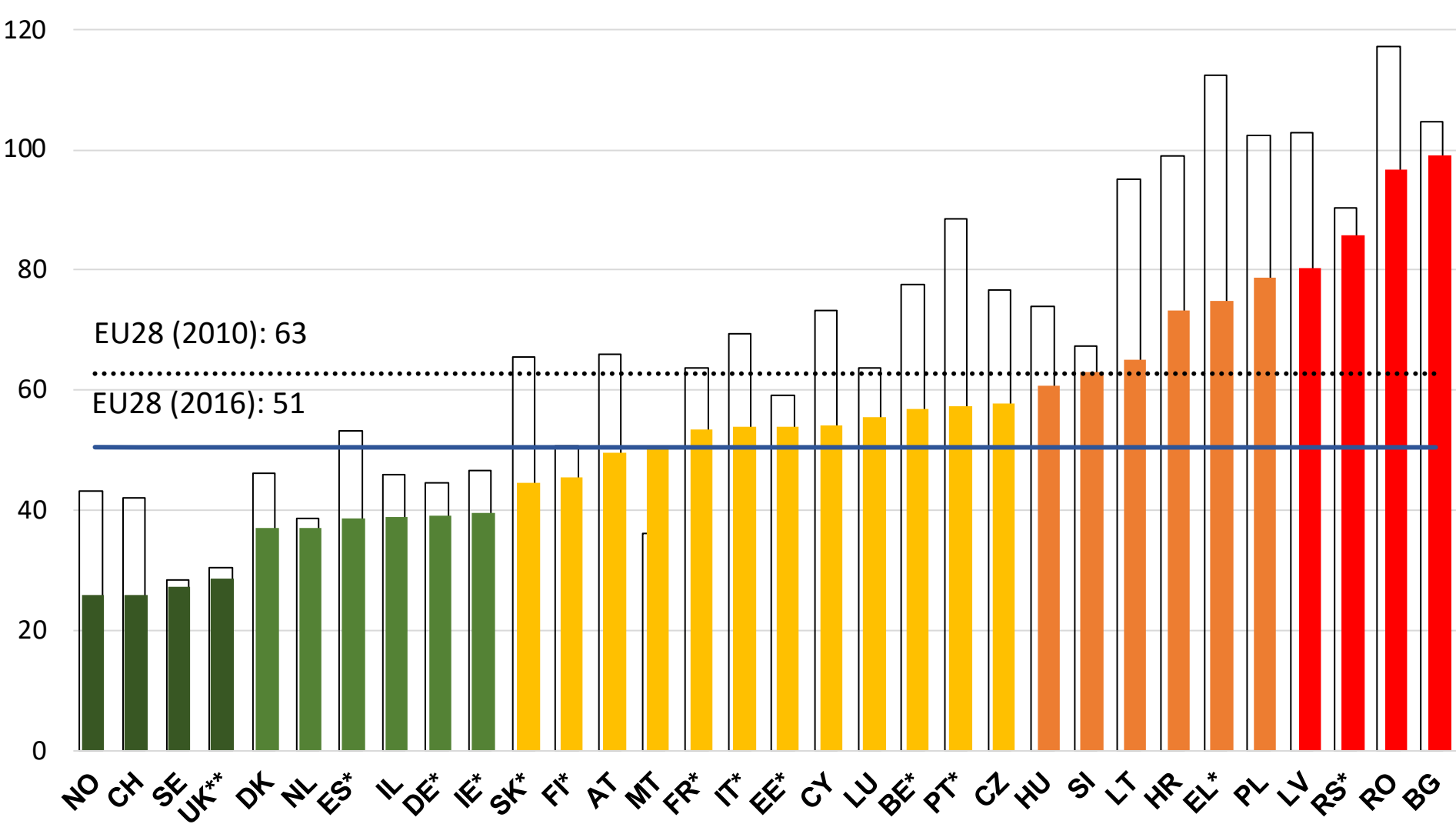
A WIDENING GAP BETWEEN THE ACTUAL AND DESIRED PROGRESS



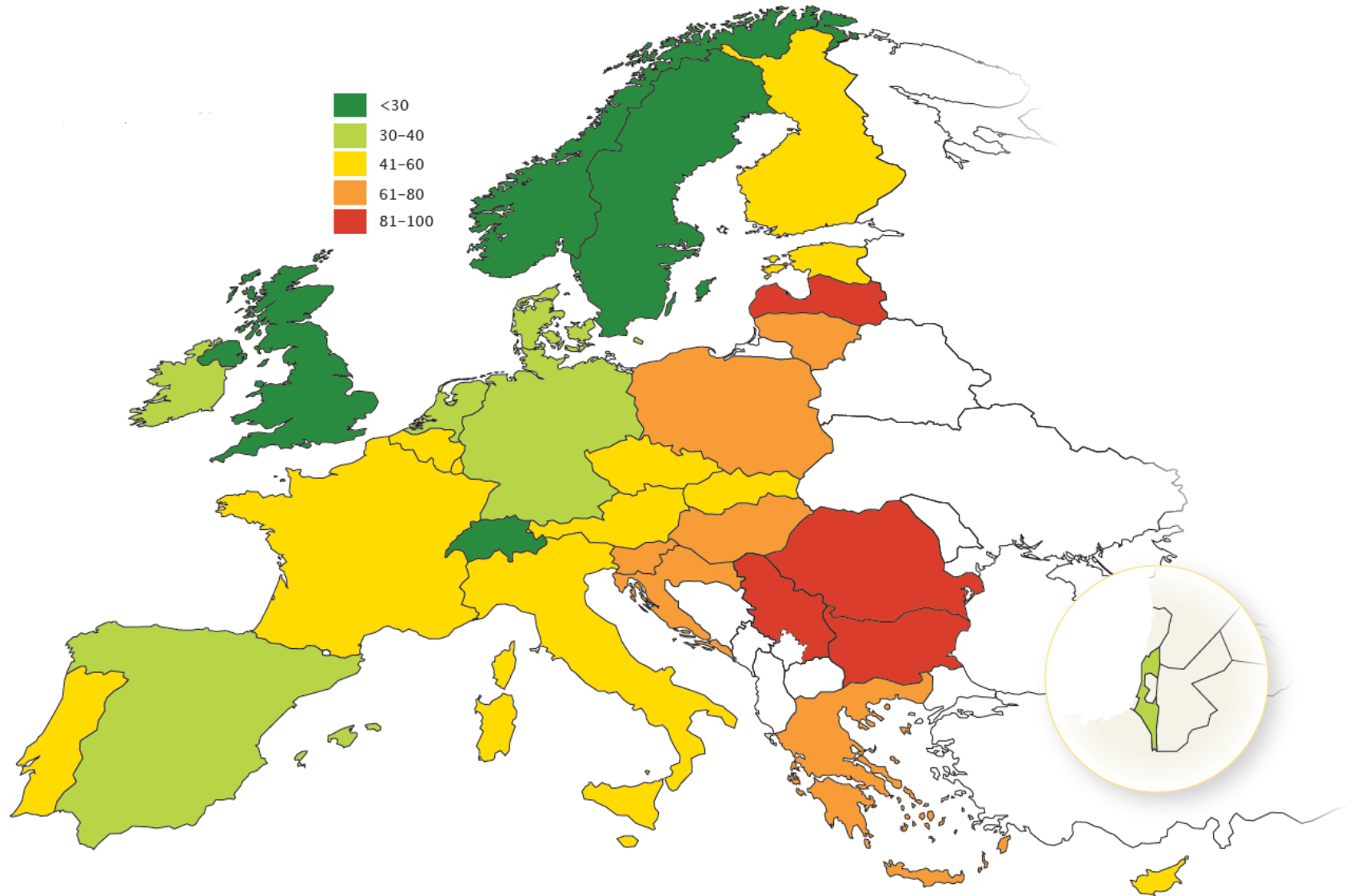
RELATIVE CHANGE (%) IN ROAD DEATHS 2010-2016



ROAD DEATHS PER MLN. INHABITANTS IN 2016 AND 2010



ROAD DEATHS PER MLN. INHABITANTS IN 2016




135,000

seriously injured in road traffic
in the EU in 2014 according to
MAIS3+ definition

VALLETTA DECLARATION ON ROAD SAFETY

2020-2030:

- ✓ Third EU target to halve the number of road deaths
- ✓ First EU target to halve the number of serious road traffic injuries

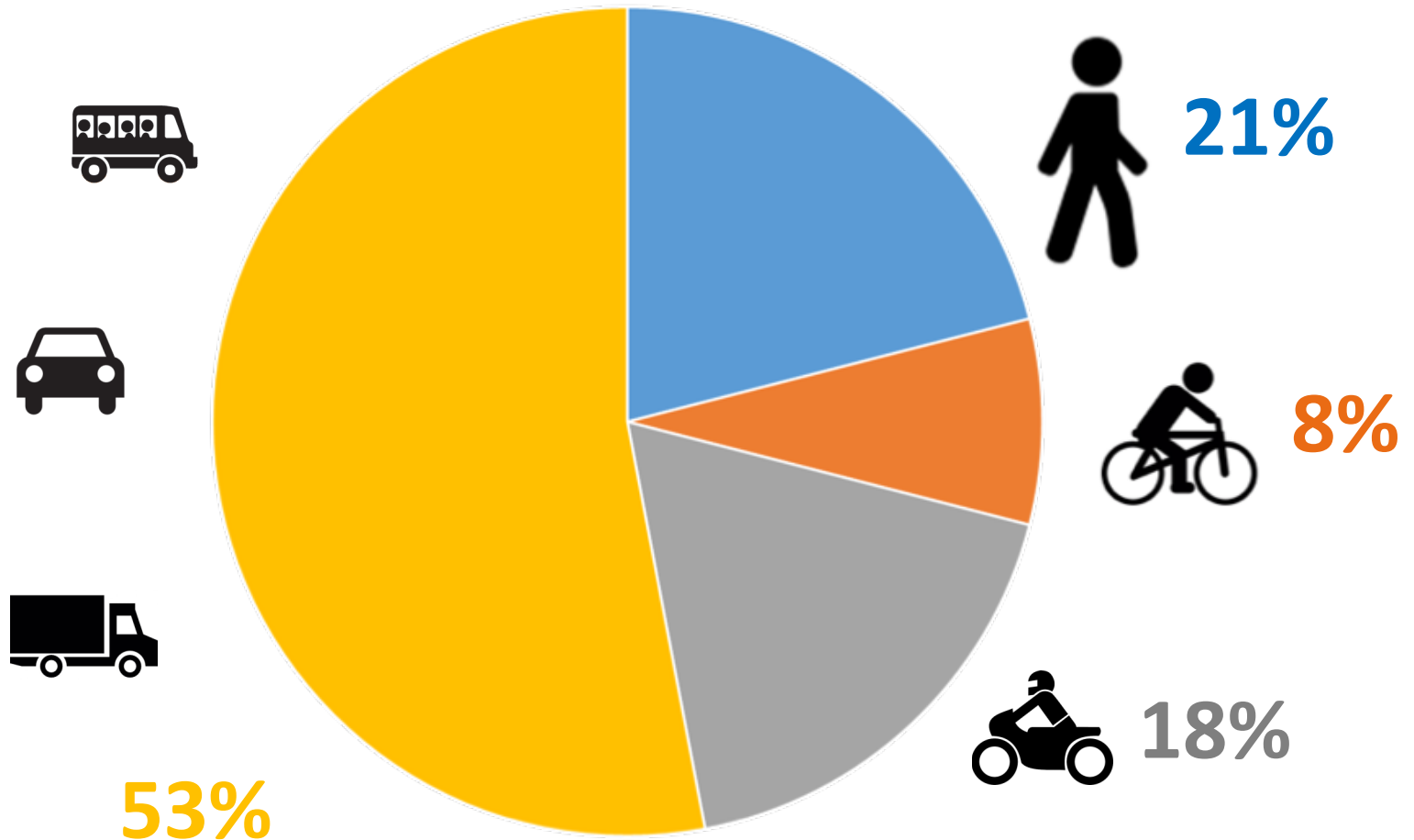


ETSC PRIORITIES FOR 10-YEAR ACTION PROGRAMME

- ✓ Vulnerable road user safety
- ✓ Vehicle safety and automation
- ✓ Reduction of serious road traffic injuries
- ✓ Management by objectives – performance indicators

VULNERABLE ROAD USER (VRU) SAFETY (2014)

PERCENTAGE SHARE OF OVERALL EU ROAD DEATHS



VRU - INFRASTRUCTURE

- ✓ Extension of the Infrastructure Safety Management Directive to main urban and rural roads with VRUs in mind

VRU – VEHICLE SAFETY

✓ Vehicle safety:

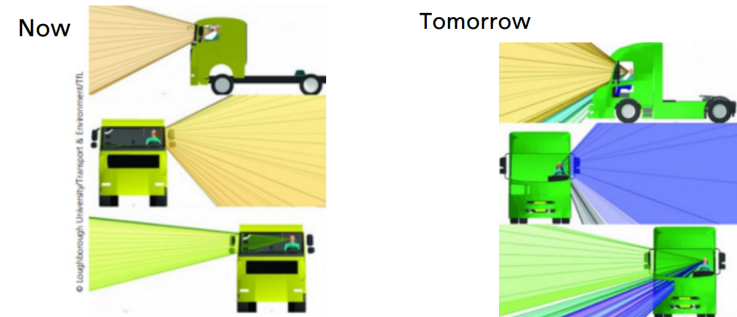
- Redesigning car fronts to include cyclist protection
- Intelligent Speed Assistance
- Automated Emergency Braking



VRU – VEHICLE SAFETY

- ✓ Vehicle safety:
- Redesigning truck cabins
- Standardised alcohol int
interfaces

✓ Improve HGVs cabin design



AUTOMATED VEHICLES: POTENTIAL SAFETY BENEFITS

✓ Reaching Vision Zero in 2050?



✓ Less chance for human error?



✓ High risk group support?



AUTOMATED VEHICLES: REUGULATION

- ✓ Tested and approved to common standards
- ✓ Urgent need for a new, harmonised regulatory framework




AUTOMATED VEHICLES: CHALLENGES

- ✓ New collision types?
- ✓ Interaction: automated vs. non-automated
- ✓ Interaction: vulnerable road users; road infrastructure
- ✓ Driver engagement and re-engagement

SERIOUS ROAD TRAFFIC INJURIES

- ✓ Large proportion in urban areas
- ✓ VRUs are especially affected
- ✓ 30 km/h zones
- ✓ High standards of emergency-response services



EU TARGET TO HALVE SERIOUS ROAD TRAFFIC INJURIES 2020-2030



MANAGEMENT BY OBJECTIVES – KEY PERFORMANCE INDICATORS

- ✓ Example: Sweden
- ✓ Indicators should be set in line with Safe System Approach
- ✓ Indicators measure influence of safety interventions
- ✓ Since 2006 ETSC has been working on measuring EU Member State road safety performance and KPIs



THANK YOU FOR YOUR ATTENTION

 www.etsc.eu/PIN  [@etsc_eu](https://twitter.com/etsc_eu)

 antonio.avenoso@etsc.eu



Briefing:

**5th EU Road Safety Action
Programme 2020-2030**

February 2018